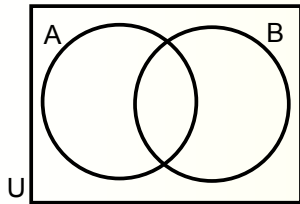
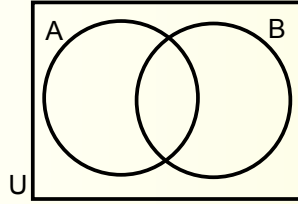


Warm Up # 7- 5

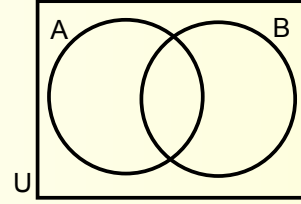
Draw 3 overlapping circle type Venn Diagrams then shade the indicated region.



1. $A \cap B'$



2. $(A \cup B)'$



3. $A' \cup B$

Week 6/7 Classwork

2 Warm ups

11E.3, p. 343 & 11E.4, p. 344

7A, p. 214

7C, p. 217

7D, p. 221

Today's Classwork:

Yellow worksheet

Venn Diagrams

This will carry over to next week. If you are absent today, get it from the basket on Monday.

Computers for the rest of the period:

By the end of class you should have 2-3 of the following:

1. Decided on a focus for your paper.
2. Have a start on writing your survey questions.
3. Found data and recorded the specifics about what the data represents and where you found it.
4. Have a start at writing your introduction paragraphs as specified on your Draft #1 instructions.

HW:

Continue work on meeting the objectives of our class time.

Refer to P1-P3, Draft #1, and p.1-4 of the Writing Guide for support. You can also find good help on the Stat Trek website.